



Acme Sanitary Ware Co. Ltd.







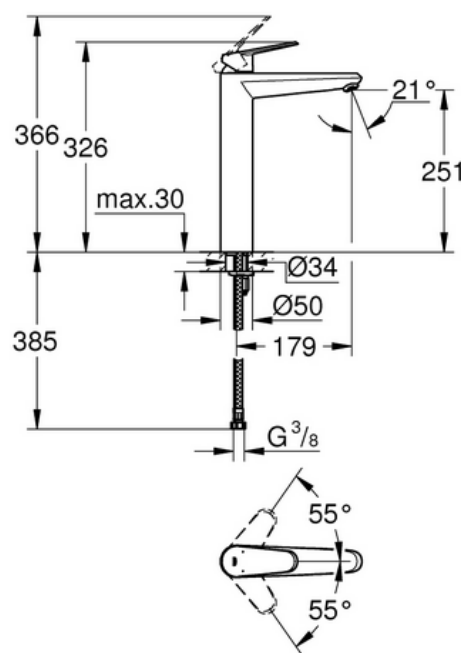
1/F, Acme Building, 22-28 Nanking Street, Kowloon, Hong Kong
Tel: 2388 7171 Fax: 2710 8012
Email: acme@acmesanitary.com.hk
Website: www.acmesanitary.com.hk



Pure Freude
an Wasser

PROJECT		REF		REV	ITEM CODE	
LOCATION		DATE			PAGE	

SANITARY WARE SPECIFICATION SHEET

Item Descriptions	GROHE (Germany) "Eurodisc Cosmopolitan" Chrome plated single-lever free standing basin mixer XL-Size; nominated flow rate 4.8 L/min in WELS Grade 1 ; Registration No. TM 21-0035	Illustration/ Drawing
Dimensions	L179 x W50 x H366 mm	 <div></div>
Model	23432000	
Finish / Material	Chrome Plated	
Country of origin	Germany	
Manufacturer	GROHE Limited	
Supplier	Acme Sanitary Ware Co. Ltd Mr. Eric Wong/ Mr. Don Yuen	
Contact Tel/Fax	(852) 2388-7171 / (852) 2710-8012	
E-mail	acme@acmesanitary.com.hk	
Website	www.acmesanitary.com.hk	
<div><div><div>"Eurodisc Cosmopolitan" <u>Single-lever basin mixer 1/2 " XL-Size</u></div><div><ul style="list-style-type: none">• single hole installation• metal lever• for free-standing basins• GROHE SilkMove 35 mm ceramic cartridge• adjustable flow rate limiter• adjustable minimum flow rate approx. 2.5 l/min• GROHE StarLight chrome finish• GROHE EcoJoy SpeedClean mousseur 5.7 l/min• GROHE QuickFix Plus installation system• smooth body• flexible connection hoses• min. recommended pressure 1.0 bar• optional temperature limiter ref. no. 46 375 000</div><div></div></div><div></div></div>		

Note:

* All information of the above is for the reference only. No prior notice is made if any changes.



PROJECT		REF		REV	ITEM CODE	
LOCATION		DATE			PAGE	

SANITARY WARE SPECIFICATION SHEET

GROHE EURODISC COSMOPOLITAN

VERSATILE & MEANINGFUL

Confidence across the board. Eurodisc Cosmopolitan fittings stand out as a result of their superior styling and their extensive product range, all boasting the "Made in Germany" seal of quality. This collection allows you infinite creativity in your quest for a personalised bathroom. The sweeping lines of the washbasin faucet allow comfortable, splash-free hand-washing. Refreshingly elegant details and technical sophistication are also available for the shower and bath areas. Single-lever faucets, a complete shower system and a convenient shower caddy are just a few examples. Eurodisc Cosmopolitan turns your bathroom into a comfortable living zone.



GROHE SilkMove cartridge technology for smooth handling

This premium tap comes with a continuously variable water temperature and volume adjustment technology, ensuring effortless lever operation even after years of use.



Easy to clean thanks to the GROHE StarLight chrome coating

Just wipe the tap down with a dry cloth – the ultra smooth surface finish is scratch resistant and ensures a lasting luminous sheen. You'll save plenty of time cleaning while your tap always looks shiny and new.



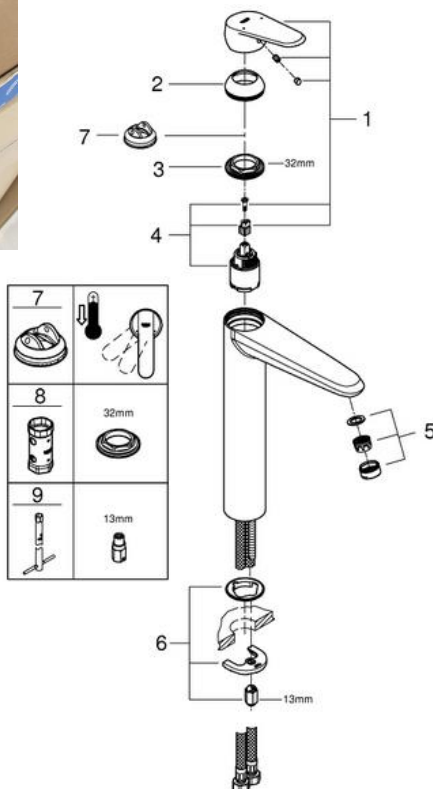
GROHE EcoJoy with water-saving function for reduced consumption

GROHE EcoJoy reduces water consumption by up to 50% without compromising on performance. Whenever you turn on your tap, you will enjoy a full jet of water while saving money nonetheless.



GROHE QuickFix Plus quick and easy installation in a few simple steps

Save time on the installation of your tap with GROHE QuickFix Plus. Consisting of fewer parts, our new system makes the installation process quicker and easier than ever.



Pos.-nr.	Prod. Description	Order-nr.
1	Lever	46738000
2	Shield	46492000
3	Screw coupling	46460000
4	Cartridge	46374000
5	Mousseur	48159000
6	Shank fastening assembly	46645000
7	Temperature limiter	46375000*
8	Socket spanner	19332000*
9	Mounting wrench	19017000*

* Optional accessories

Note:

* All information of the above is for the reference only. No prior notice is made if any changes.

註冊號碼 (Registration No.):

TM 21-0035



自願參與用水效益標籤計劃 - 水龍頭
Voluntary Water Efficiency Labelling Scheme - Water Taps




茲證明
This is to certify that

將下列水龍頭在本計劃內註冊：
has registered the following water tap under this scheme:

牌 子 / Brand	:	Grohe
型 號 / Model	:	23432XXX + 64647040
種 類 / Type	:	Mixing
原產地 / Country or Region Origin	:	Germany (Mixer & Flow Controller)

XXX – denotes the code of colour

在用水效益標籤上展示的標誌 <i>Symbolic Presentation on the Water Efficiency Label</i>	:		滴水點 <i>Water droplet(s)</i>
用水效益級別 <i>Water Efficiency Grade</i>	:	1	
耗水量 <i>Water Consumption</i>	:	4.8	公升/分鐘 <i>litres/minute</i>

簽發日期：
Date of Issue: 11 February 2021



水務署
Water Supplies Department



水務署署長(張業駒代行)
for Director of Water Supplies



水務署
Water Supplies Department

總部 Headquarters

香港灣仔告士打道七號入境事務大樓 48 樓

Immigration Tower, 7 Gloucester Road, Wan Chai, Hong Kong



D 3321/2020 T/J(493/2020)

電話

Tel. :

傳真

Fax. : 2824 0578

5 June 2020



Approval of "GROHE" Basin Mixer
(General Acceptance No. C20200409)

Your letter ref. WRC/2221 dated 4 May 2020 refers.

Having considered the test report ref. J24746A issued on 4 November 2019 by Nutek Systems (HK) Ltd., this Authority accepts that the fitting described below complies with, and its use when correctly installed does not contravene, the Waterworks Ordinance and Regulations.


Name of Manufacturer: Grohe AG

Country of Origin: Germany

Brand: Grohe

Details of Fitting: 3/8" Single lever basin mixer

Model: 23432XXX
(where the digits "XXX" denote the code of colour)

Body Markings: 

Expiry Date: 23 September 2024



This Authority hereby permits the use of the above fitting in fresh water plumbing systems subject to full adherence to Waterworks installation requirements. In particular, you are required to draw your customers' attention to the following requirement-

"The cold water supply to the fitting shall be drawn from the same source that supplies the hot water apparatus so as to provide a balanced pressure and to obviate the risk of scalding in the event of a restriction or failure in the water supply."

A condition of this acceptance is that the fitting to be installed shall be replicas of the sample as certified by the testing agent mentioned above and without modifications. This acceptance may be withdrawn at any time if the standard of the fitting installed fails to meet that of the approved sample or if the fitting is found to be unsuitable for use in fresh water plumbing systems.

This acceptance is only applicable to the main body of the fitting, unless otherwise specified.

For the use of the fitting in any project, the General Acceptance Number of this letter must be quoted as a means of identification of acceptance of the fitting by this Authority.

Should you have any enquiries, please contact our Engineer Mr. Terry KUNG at tel. no. 3583 4086.

Yours faithfully,



(CHAN Chung-kun)

for Director of Water Supplies

Encl.

c.c. WSD 3321/1/82] - without catalogue
 ME/MC] - with soft copy only